

MONTHLY MEMBERSHIP PROGRESS REPORT

District 2 T2

Results as of: 11/30/2023

GMT:

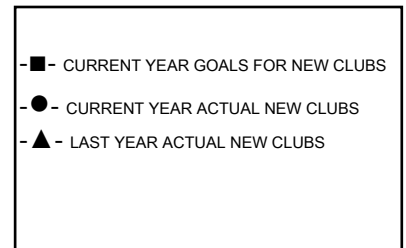
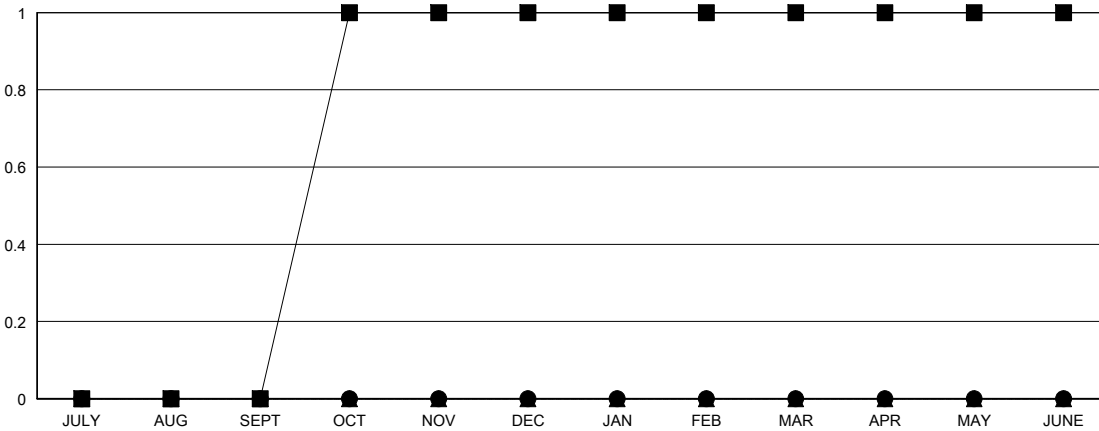
LOCATION TEXAS

GMT CA

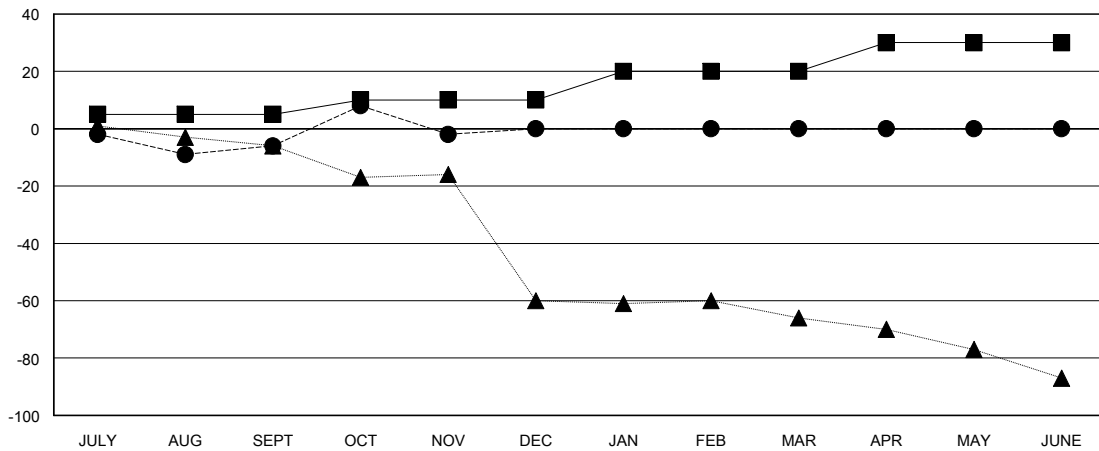
Clubs			
RESULTS FOR 2023-2024			
QUARTER	NEW CLUB GOAL	NEW CLUBS	DROPPED CLUBS
JULY/AUG/SEPT	0	0	0
OCT/NOV/DEC	1	0	0
JAN/FEB/MAR	0	0	0
APR/MAY/JUNE	0	0	0

Members			
RESULTS FOR 2023-2024			
QUARTER	MEMBER GROWTH NET GOAL	MEMBER GROWTH ACTUAL	DROPPED MEMBERS ACTUAL (including transfers)
JULY/AUG/SEPT	5	30	32
OCT/NOV/DEC	5	43	27
JAN/FEB/MAR	10	0	0
APR/MAY/JUNE	10	0	0

GOALS AND ACTUAL NEW CLUBS CUMULATIVE



GOALS AND ACTUAL MEMBERS CUMULATIVE



DROPPED CLUBS: 0	16 CLUBS OF 32 ADDED 1 OR MORE NEW MEMBERS	GENDER DISTRIBUTION MALE 708 (71.73%) FEMALE 278 (28.17%)
DROPPED MEMBERS DECEASED 2 CLUB CANCELLED 0 OTHER 57 TOTAL 59	CLICK HERE FOR CUMULATIVE MEMBERSHIP DATA	TOTAL FAMILY UNIT MEMBERS 101 FAMILY MEMBERS PAYING HALF DUES 51